

SIDE LOADER SPEEDLINE SLF 3



2 WASTE STREAMS - 1 COLLECTION ROUND. AMAZINGLY VERSATILE.

The highest efficiency for any operation: The Terberg HS SpeedLINE SLF 3 side loader impresses both local authorities and private waste management companies, due to its powerful performance and intelligent design.

MADE-TO-MEASURE COST-EFFECTIVE COLLECTIONS

Unique: the two-chamber system allows separate collection of two material streams. Two and four-wheel large waste containers can be loaded in a single collection run. The SpeedLINE SLF 3 is particularly successful in areas with low population density. Whether you operate single person collection operations or a full crew – Terberg HS SpeedLINE SLF 3 will always prove its worth as a high quality, efficient solution for your waste collection operations.

Terberg HS GmbH is our specialist subsidiary for the manufacture of cutting-edge waste & recycling collection vehicles. They combine more than 100 years of experience with innovation, thanks to their passion and high levels of quality. As part of the Terberg Group, Terberg HS is part of our strong network. Everything from a single source: We support you with individual, integrated and economi-




cal solutions - from planning, analysis and design to implementation, delivery and service. Spare parts supply and service: Original spare parts are usually available within 24 hours subject to delivery wherever you are in the world.

TERBERG HS MODULAR SYSTEM

According to your requirements, we configure a vehicle that is individually tailored to your needs by combining different variants and taking the following factors into account:

- Chassis manufacturer and wheelbase
- Collection container volume including tailgate (depending on the fraction to be collected)
- Execution of the press
- Lifters and container holders
- Desired additional options

The exclusive and modular design offered by the THS modular system is unique on the market and provides our customers with an efficient yet needs-based solution.



SMART EQUIPMENT - CUSTOMISED OPTIONS



CUSTOMISED DESIGNS

- Choose from various structural lengths – giving the optimal volumes for your application
- Stream split ratio's of 50:50 or 60:40



CONTAINER COMPRISING TWO CHAMBERS

- Discharge of split compartment containers into the separate collection chambers with only one tipping cycle



HSS CIRCULAR ARC BIN LIFT

- High performance with twin pick-up
- Patented close proximity lifting
- Lifting capacity up to 1,000 kg



FLEX-ARMREST

- Fully adjustable armrest
- Selection of joystick designs



DUAL TELESCOPING

- Movement range of 2,400 mm
- Lifting capacity of 500 kg
- Accommodates 4-wheeled large waste containers at max. reach




CONTAINER-FRIENDLY OPTIONS

- Speed control on the MD4 display
- Additional folding container support
- Dual comb with load detection



OPTIMISED UNLOADING

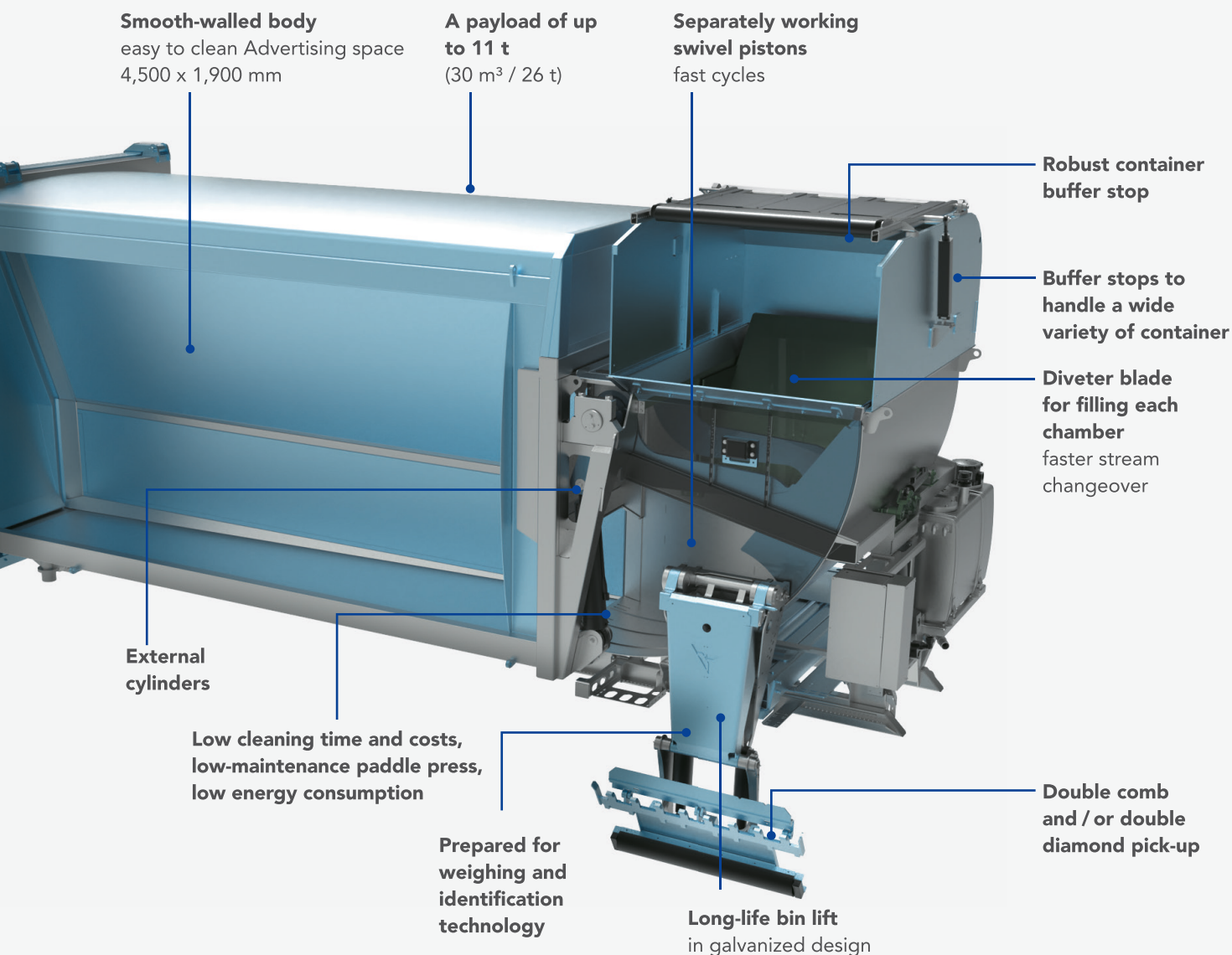
- Container base that slopes backwards
- Large tipping angle
- Material does not adhere to the structure and bodywork
- Smooth-walled inner surfaces



2 VARIABLE DISPLACEMENT PUMPS WITH LOAD SENSING

- Simultaneous operation of the compaction and bin lift functions
- Reduction of energy consumption
- High waste collection performance
- Enable fast operation of the bin lift

TECHNICAL CHARACTERISTICS OF THE SPEEDLINE SLF 3



With our range of side loaders, you not only get state of the art waste collection vehicles, we offer system solutions from a single source with a wealth of after-sales experience.

Our side loaders are tailored exactly to your requirements – with equipment that is optimised for your application with the very best of available technology.



6 GOOD REASONS FOR THE THS SPEEDLINE SLF 3



1. FLEXIBILITY

- Modular lifting systems with an array of container pick-up options provide fully customized handling of different waste containers



2. EFFICIENCY

- Single-person operation
- High payloads
- Collection of two streams with only one vehicles
- Optimised separate discharge of each stream chamber
- Low whole life cost



3. WORK SPEED

- Fast lifting cycles
- Separate stream collection volumes
- Short discharge cycles
- Manoeuvrable thanks to wheel-bases from 3,900 mm



4. SAFETY

- Optional equipment available to monitor side and rear working areas
- Intelligent machine interface with well thought out programming logic
- Camera systems for to 360° viewing
- Additional remote control enables work to be performed outside of the working area



5. COMFORT

- Convenient MD 4 control with touch screen (7 or 10 inch)
- Available in left and right-handdrive
- Sensitive joystick
- Ergonomically shaped armrests
- Quiet use through reduced working speed
- Automated container emptying



6. AVAILABILITY

- Requires minimal maintenance
- Remote maintenance via Bluetooth
- Fair service contracts minimise downtime
- Original spare parts available within 24 hours
- Terberg Connect - software for your fleet management